



ಬೃಹತ್ ಬೆಂಗಳೂರು ಮಹಾನಗರ ಪಾಲಿಕೆ
Bruhat Bengaluru Mahanagara Palike



BBMP COVID-19 WAR ROOM 25.06.2022



OVERVIEW OF COVID-19 IN BENGALURU



CASE TRENDS

ACTIVE CASES **4,567**

Confirmed Cases

236

17,99,692 #

Recovered Cases

598

17,78,157 #

Death Cases

0

16,968 #



HOSPITALIZATION

69

ICU – V

ICU

HDU

General

10

1

58

INCLUDES GOVT. QUOTA AND PRIVATE WALK-IN HOSPITALIZATION



VACCINATION

14,553

1,96,54,352 #

First Dose

1,063

96,69,568 #

Second Dose

4,996

89,42,583 #

Precaution Dose

8,494

7,81,687 #



TRIAGING

MTU

18

Tele Triage

198



ACTIVE CLUSTERS

33

Budding Clusters (<5 Cases)

30

Clusters (> 5 cases)

3



TESTING

17,693

3,04,39,389 #

RAT

4,018

RTPCR

13,675

Positivity : 3.88%

*FOR LAST 7 DAYS

: indicates cumulative numbers till date



ABSTRACT OF COVID-19 SCENARIO IN BENGALURU

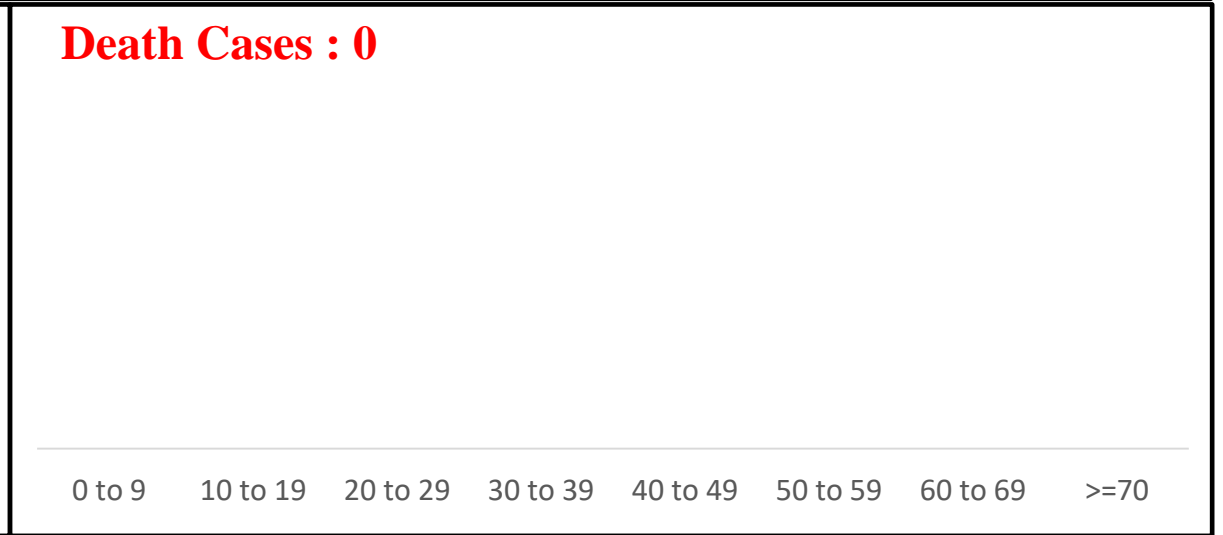
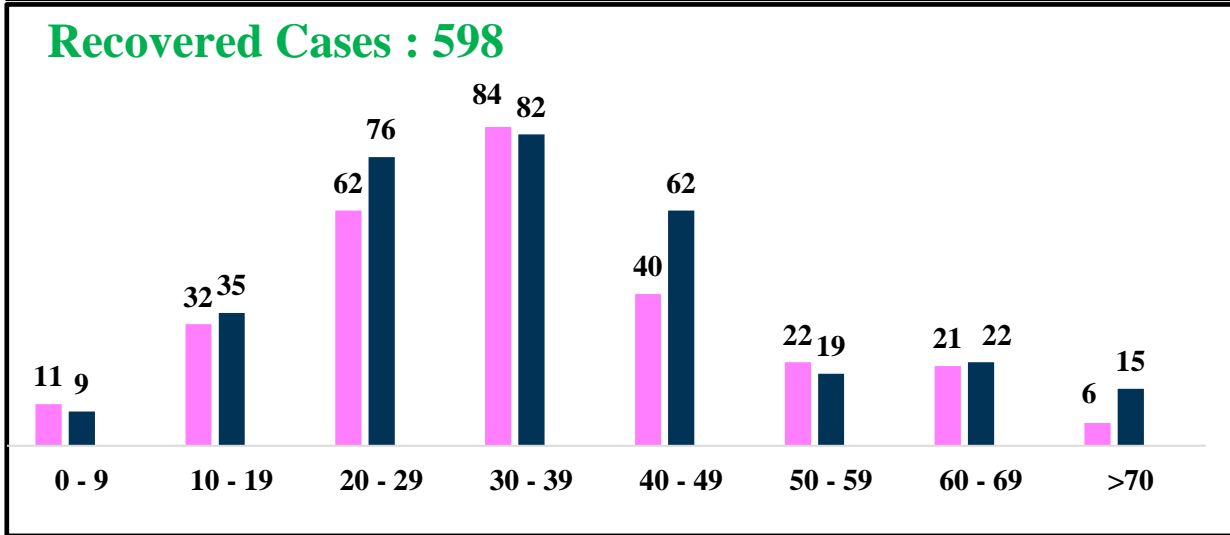
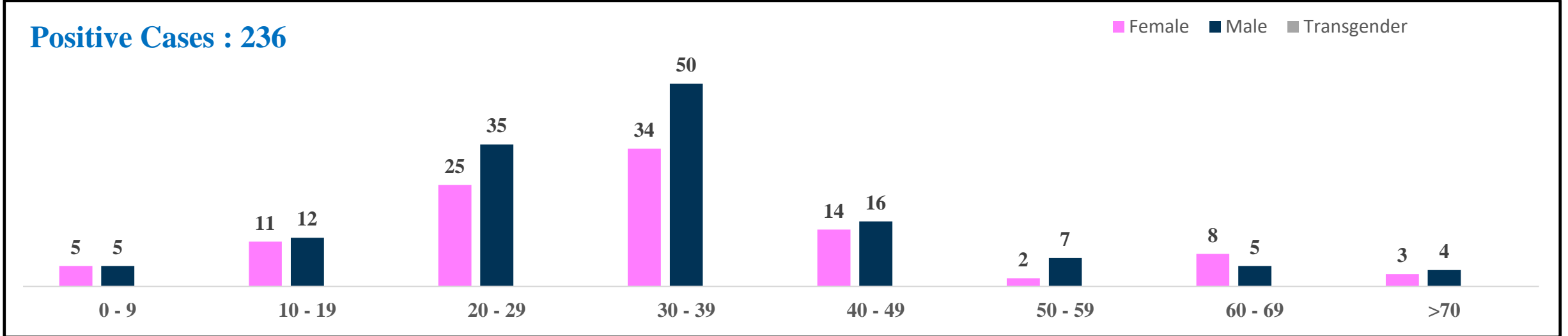


	MALE			FEMALE			TRANSGENDER			TOTAL		
	Last 24 Hours	Last 7 Days	Cumulative	Last 24 Hours	Last 7 Days	Cumulative	Last 24 Hours	Last 7 Days	Cumulative	Last 24 Hours	Last 7 Days	Cumulative
Positive Cases	134	2,296	10,63,882	102	1,940	7,35,615	0	2	195	236	4,238	17,99,692
Recovered Cases	320	2,293	10,50,173	278	2,028	7,27,892	0	2	185	598	4,323	17,78,157
Death Cases	0	0	10,746	0	1	6,218	0	0	4	0	1	16,968
Total Tests Done	In Last 24 hrs. : 17,693			In last 7 days : 1,09,255			Cumulative : 3,04,39,389					
Vaccine Doses Administered	In Last 24 hrs. : 14,553			In last 7 days : 1,18,481			Cumulative : 1,96,54,352					
ACTIVE CASES							4,567					

*Covid deaths occurred today : 00 | Covid deaths occurred beyond last 24 hrs, reported today : 00

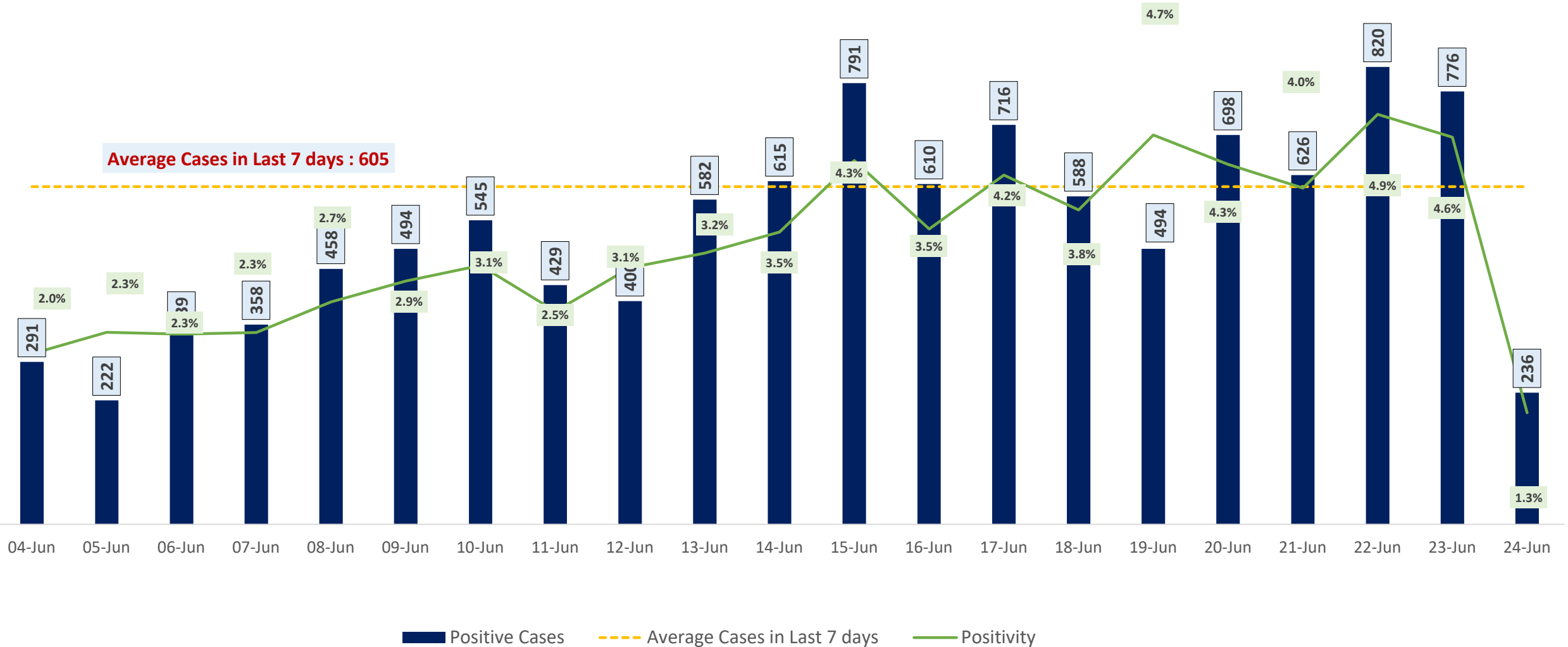


LAST 24 HOURS AGE GROUP AND GENDER WISE DISTRIBUTION





POSITIVITY RATE OF BENGALURU – LAST 21 DAYS

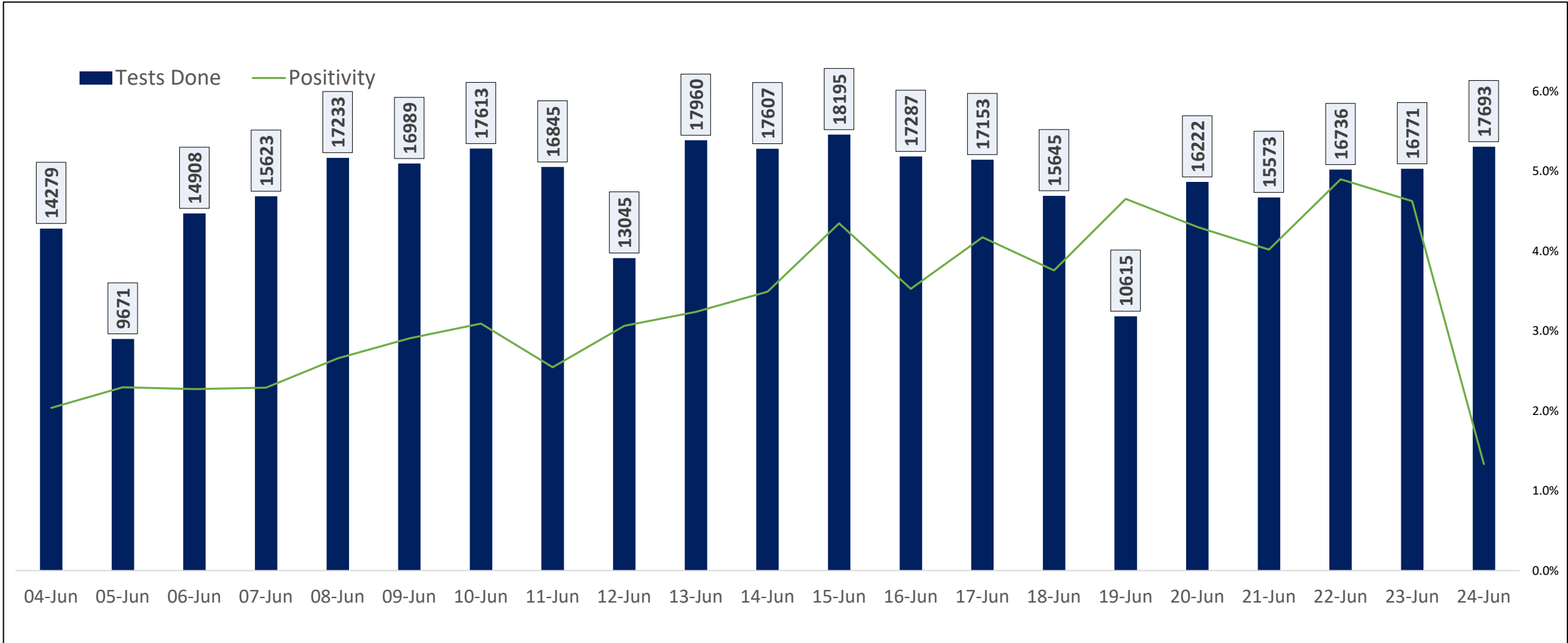




TESTING TRENDS IN BENGALURU

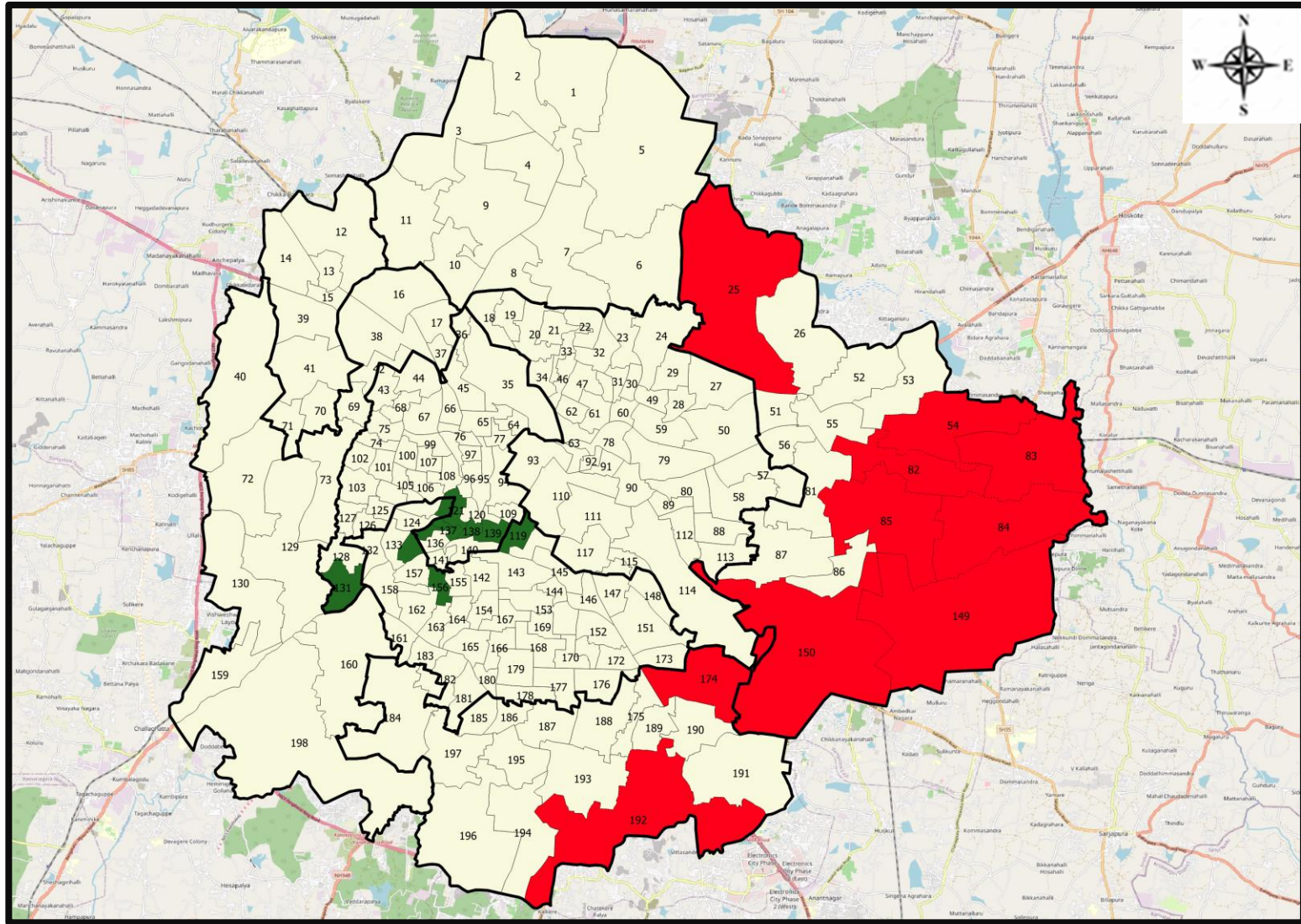


Total Test Conducted Till Date	Test Conducted Last 24 hours	Last 7 Days Average
3,04,39,389	17,693	15,608





BENGALURU URBAN MAP SHOWING TREND OF POSITIVE CASES IN LAST 7 DAYS



Top 10 wards reporting highest number of positive cases in last 7 days

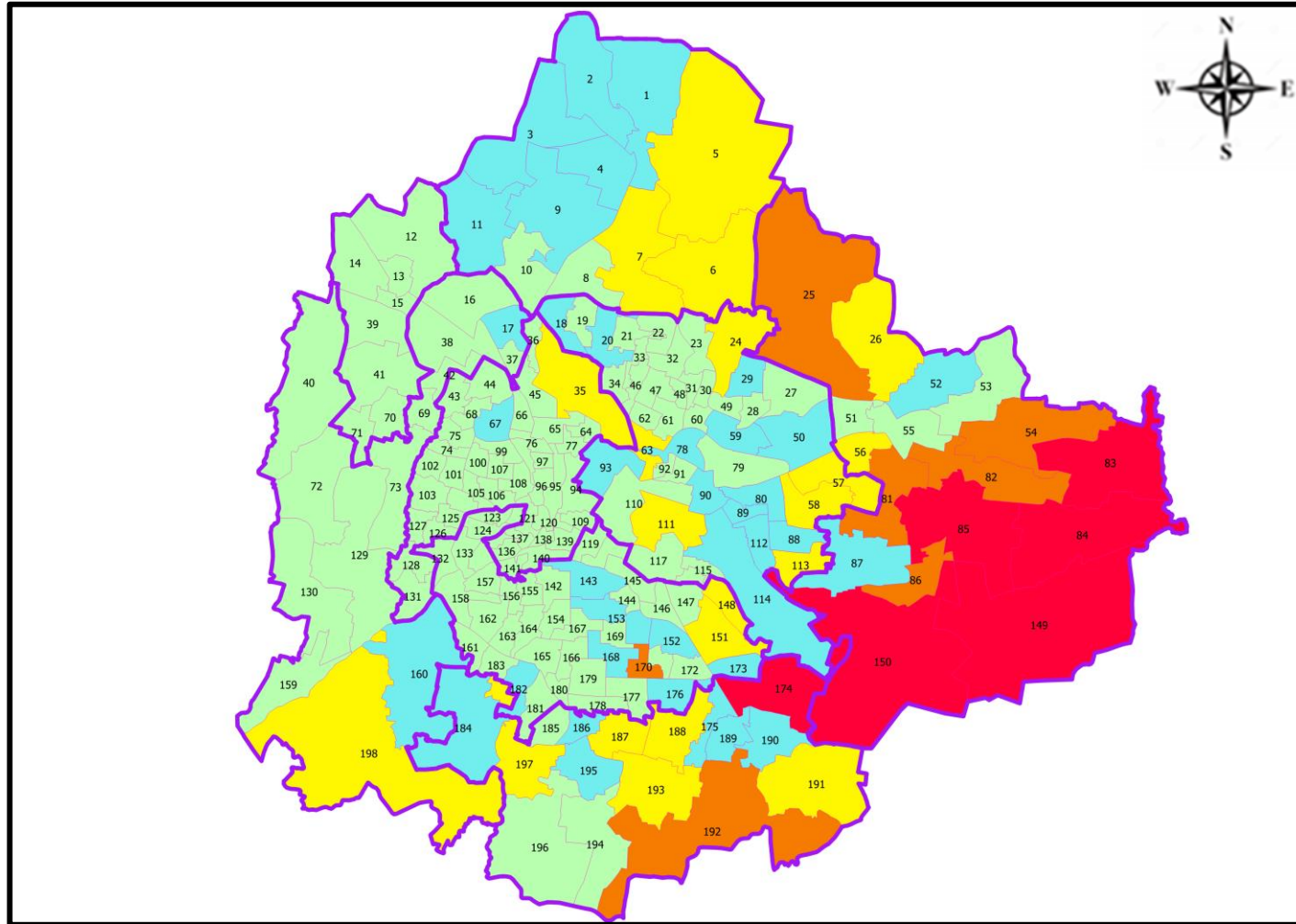
Ward No.	Ward Name	Daily Cases Average
150	Bellanduru	57
83	Kadugodi	31
85	Dodda Nekkundi	28
149	Varthuru	23
84	Hagadur	17
174	HSR Layout	15
25	Horamavu	14
54	Hudi	11
192	Begur	11
82	Garudachar Palya	10

Top 10 wards reporting least number of positive cases in last 7 days

Ward No.	Ward Name	Daily Cases Average
156	Srinagara	0
139	K R Market	0
138	Chalavadipalya	0
137	Rayapura	0
135	Padarayanapura	0
134	Bapuji Nagar	0
131	Nayandahalli	0
122	Kempapura Agrahara	0
121	Binnipete	0
119	Dharmaraya Swamy Temple	0



BENGALURU MAP SHOWING INTENSITY OF POSITIVE CASES IN LAST 7 DAYS



- Level 1 : 0 to 10 Cases
- Level 2 : 10 to 25 Cases
- Level 3 : 25 to 50 Cases
- Level 4 : 50 to 100 Cases
- Level 5 : More than 100 Cases
- Zone Boundaries

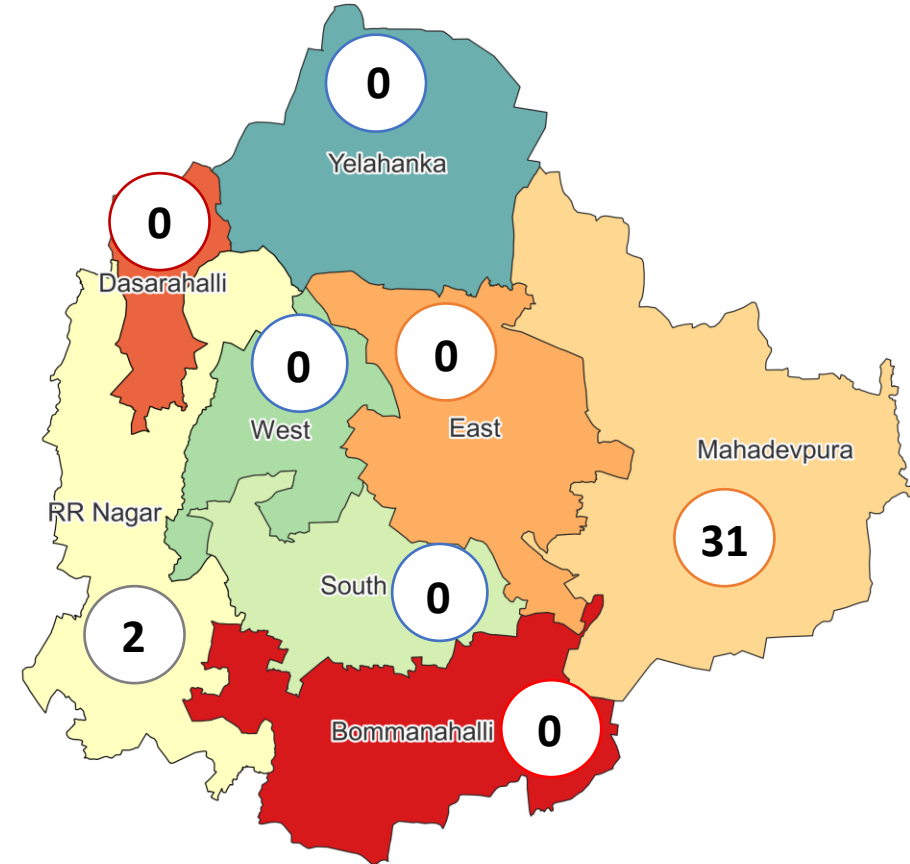


CLUSTER DETAILS



Zone Name	TOTAL CLUSTERS	Budding Clusters	Clusters	Outbreaks
		Less Than 5 Cases	5 To 14 Cases	More Than 14 Cases
BOMMANAHALLI	0 (-)	0 (-)	0 (-)	0 (-)
DASARAHALLI	0 (-)	0 (-)	0 (-)	0 (-)
EAST	0 (-)	0 (-)	0 (-)	0 (-)
MAHADEVPURA	31 (▲13)	30 (▲12)	1 (▲1)	0 (-)
RR NAGAR	2 (-)	0 (-)	0 (-)	2 (-)
SOUTH	0 (-)	0 (-)	0 (-)	0 (-)
WEST	0 (-)	0 (-)	0 (-)	0 (-)
YELAHANKHA	0 (-)	0 (-)	0 (-)	0 (-)
TOTAL	33 (▲13)	30 (▲12)	1 (▲1)	2 (-)

Total Active Clusters



Types of Clusters

Zone Name	Apartments/ Villa	Individual House	Hostels/Quarters	Others	Schools/Colleges
BOMMANAHALLI	0 (-)	0 (-)	0 (-)	0 (-)	0 (-)
DASARAHALLI	0 (-)	0 (-)	0 (-)	0 (-)	0 (-)
EAST	0 (-)	0 (-)	0 (-)	0 (-)	0 (-)
MAHADEVPURA	31 (▲13)	0 (-)	0 (-)	0 (-)	0 (-)
RR NAGAR	0 (-)	0 (-)	1 (-)	0 (-)	1 (-)
SOUTH	0 (-)	0 (-)	0 (-)	0 (-)	0 (-)
WEST	0 (-)	0 (-)	0 (-)	0 (-)	0 (-)
YELAHANKHA	0 (-)	0 (-)	0 (-)	0 (-)	0 (-)
TOTAL	31 (▲13)	0 (-)	1 (-)	0 (-)	1 (-)

▲▼ : Shows increase and decrease in numbers as compared to previous day

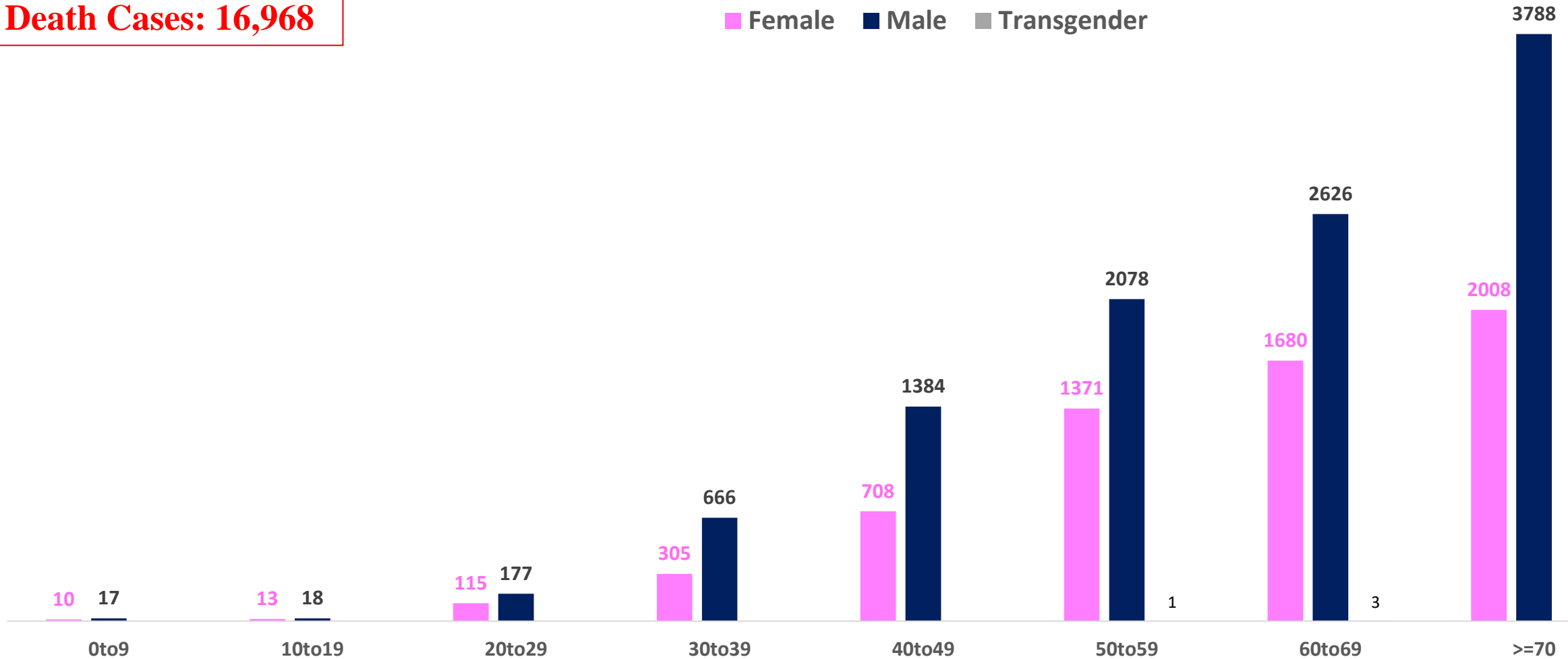


AGE AND GENDER WISE DISTRIBUTION OF DEATH CASES



Death Cases: 16,968

Female Male Transgender





VACCINATION COVERAGE AS ON 24.06.2022



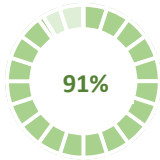
Total Doses Administered

1,96,54,352

▲ 14,553

Total 12-14 years Population : 2.82 Lakhs

1ST DOSE

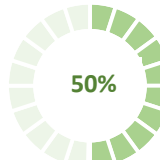


91%

2,56,698
Doses administered

▲ 639

2ND DOSE



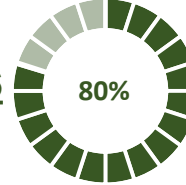
50%

1,41,816
Doses administered

▲ 906

Total 15-18 years Population : 4.42 Lakhs

1ST DOSE

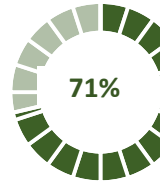


80%

3,52,227
Doses administered

▲ 204

2ND DOSE



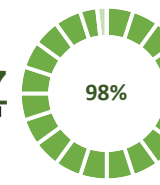
71%

3,15,287
Doses administered

▲ 457

Total adult Population : 91.7 Lakhs

1ST DOSE

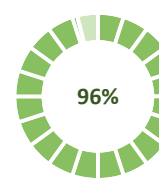


98%

90,05,870
Doses administered

▲ 220

2ND DOSE



96%

88,00,767
Doses administered

▲ 3,633

Priority Group*

Health Care Workers

Dose 1

2,10,338

Doses administered

▲ 2

Dose 2

2,06,884

Doses administered

▲ 20

Frontline Workers

Dose 1

3,81,872

Doses administered

▲ 5

Dose 2

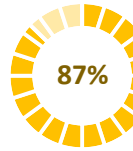
3,72,999

Doses administered

▲ 12

18 - 44 Years Coverage

Dose 1



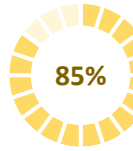
87%

57,39,373

Doses administered

▲ 175

Dose 2



85%

55,96,325

Doses administered

▲ 2,877

PRECAUTION DOSE



7,81,687

Doses administered

▲ 8,494

PRECAUTION DOSES ADMINISTERED

Health Care Workers

84,862

Booster Doses administered

▲ 504

Front Line Workers

1,03,777

Booster Doses administered

▲ 1,210

60 + Years Coverage

3,49,528

Booster Doses administered

▲ 758

18 + Years Coverage

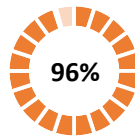
2,43,520

Booster Doses administered

▲ 6,022

45 – 59 Years Coverage

Dose 1



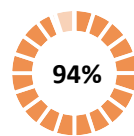
96%

16,94,391

Doses administered

▲ 25

Dose 2



94%

16,65,315

Doses administered

▲ 414

60 + Years Coverage

Dose 1



100%

9,79,896

Doses administered

▲ 13

Dose 2



100%

9,59,244

Doses administered

▲ 310

▲ indicates the increase in last 24 hours



COVID-19 SCENARIO IN BENGALURU AND OTHER METROPOLITAN CITIES



CITY NAME	Positive Cases	Active Cases	Recovered	Deceased	Vaccine Doses Administered
New Delhi	19,28,841	5,507	18,97,091	26,243	3,49,09,518
Bengaluru*	17,99,692	4,567	17,78,157	16,968	2,26,31,920
Mumbai	11,02,838	13,257	10,69,990	19,591	2,14,07,859
Chennai	7,57,358	2,790	7,45,500	9,068	1,06,52,834
Kolkata	4,47,192	272	4,41,264	5,656	1,03,10,678

Source : <https://dashboard.cowin.gov.in/> at 9:30pm (25.06.2022)
Source : <https://www.covid19bharat.org/> at 9:30 pm (25.06.2022)

*includes BBMP & Bengaluru Urban



SNAPSHOT OF COVID-19 CASES IN BENGALURU URBAN



**Total Wards With
< =10 Cases* :
122**

**Tests Conducted
On 24.06.2022:
17,693**

**Recovery
Rate:
98.80%**

**Total
Active Cases :
4,567**

**Total Vaccinated on
24.06.2022:
14,553**

**Positivity
Rate* :
3.88%**

**Active
Rate:
0.25%**

**Case
Fatality Rate* :
0.02%**



*Total positive cases In the past 7 days


*CFR and positivity is for Past 7 days



ಬೃಹತ್ ಬೆಂಗಳೂರು ಮಹಾನಗರ ಪಾಲಿಕೆ
Bruhat Bengaluru Mahanagara Palike



Download BBMP Bulletin	https://apps.bbmpgov.in/covid19/mediabulletin.php
For BBMPCovid19 Bed Status:	https://apps.bbmpgov.in/covid19/en/Bedstatus.php
To register for vaccination :	https://selfregistration.cowin.gov.in/
BBMP COVID19 Dashboard:	https://apps.bbmpgov.in/covid19/
Follow us on:	 www.facebook.com/bbmp.comm1/
	 twitter.com/BBMPCOMM



Issued by:

Honorable Chief Commissioner, BBMP
Special Commissioner Health & IT, BBMP
MD, Bengaluru Smart City Limited

THANK YOU !

